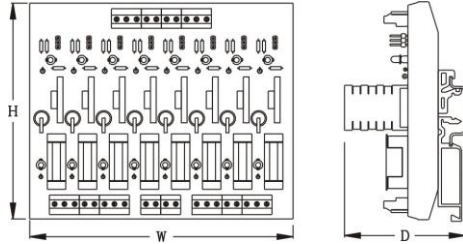

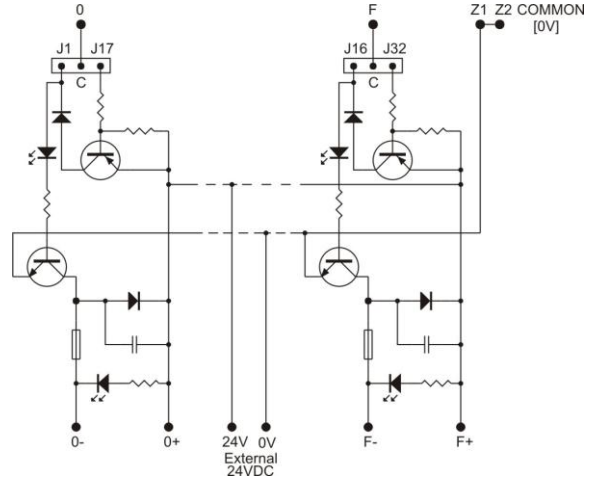


SOLID STATE INTERFACE MODULE WITH OUTPUT : 24V, 2.5A (SOLENOID DRIVER)

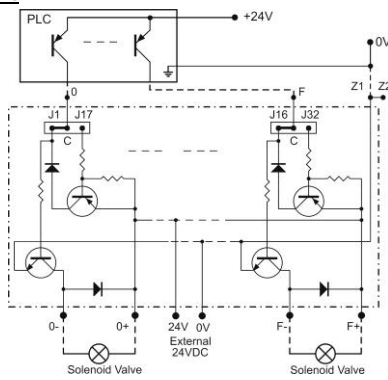


Dimensions

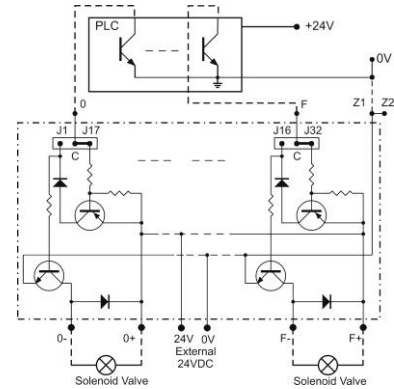


Schematic
Select jumpers J1 to J16 for Active high input
Select jumpers J17 to J32 for Active low input

Typical Connections :



Active High (PNP) Input



Active Low (NPN) Input

FEATURES	<ul style="list-style-type: none"> Electrical life is 100 times that of electromechanical relay Low input Current Negligible switching delay <ul style="list-style-type: none"> Active High / Low input selection through jumpers Fuse at output for over current protection 					
NO. OF CHANNELS	2, 4, 6, 8, 12, 16					
INPUT	NOMINAL INPUT VOLTAGE	12VDC	15VDC	24VDC		
	MUST - ON VOLTAGE	10.8VDC	13.5VDC	21.6VDC		
	MUST - OFF VOLTAGE	3.3VDC	3.3VDC	7.5VDC		
	MAX. INPUT VOLTAGE	13.2VDC	16.5VDC	26.4VDC		
	INPUT CURRENT PER CHANNEL ⁽¹⁾	15mA				
OUTPUT	RATING	24VDC, 2.5A				
	OFF STATE LEAKAGE CURRENT	< 20µA				
OPERATING AMBIENT	0-55°C, 85% RH					
STORAGE AMBIENT	-20°C to 85°C					
TERMINATIONS	INPUT SIDE	Screw type, for 2.5mm sq. wire				
	OUTPUT SIDE	Screw type, for 2.5mm sq. wire				
MOUNTING	35 mm DIN rail					
ORDERING INFORMATION	AS775, -24V, -24V					
	NO. OF CHANNELS	DESIGN NO.	INPUT VOLTAGE	OUTPUT VOLTAGE	DIMENSIONS W x H x D (mm)	WEIGHT (MAX)
	2	AS772	12V : 12VDC 15V : 15VDC 24V : 24VDC	24VDC, 2.5A	47 x 115 x 70	100 grams
	4	AS773			70 x 115 x 70	175 grams
	6	AS774			97 x 115 x 70	230 grams
	8	AS775			137 x 115 x 70	300 grams
	12	AS776			170 x 115 x 70	420 grams
16	AS777	204 x 115 x 70			540 grams	

Note : 1. Current including LED current.