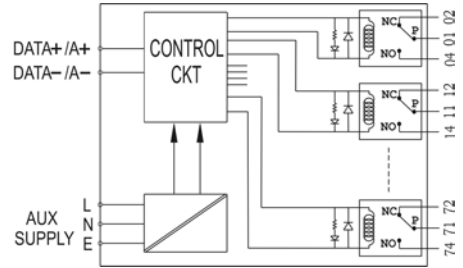


MODBUS I/O MODULES

ABOUT	<ul style="list-style-type: none"> • Cost effective expansion of existing PLC system. • Cost effective control of remote field devices. • Control of field devices from personal computer. • Data acquisition. 	
FEATURES	<ul style="list-style-type: none"> • Supports MODBUS RTU communication protocol • Works as slave with PLC master • Communication over RS232/485 bus • 2.5KVAC isolation between 485 link and station circuit • Slave address & baud rate selectivity via 485 bus 	<ul style="list-style-type: none"> • Links upto 4000ft (1.2KM) long possible • Onboard SMPS works from 90 to 270VAC • Response time < 50 millisecond • Low cost • 35mm DIN rail mountable
AUX SUPPLY	90 ~ 270VAC, 47 ~ 63Hz	
OPERATING AMBIENT	0~55°C, 85% RH	
STORAGE AMBIENT	-20°C to 85°C	
TERMINATIONS	Screw type, for 2.5mm sq. wire	
MOUNTING	35mm DIN Rail	

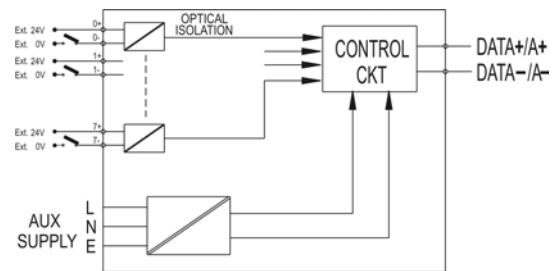
MODELS AND SPECIFICATIONS :

1. RELAY OUTPUT MODULE



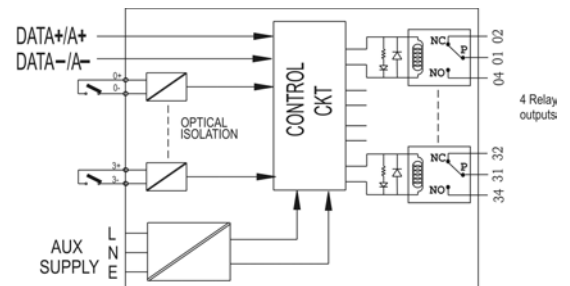
DESCRIPTION	This module has 8 1c/o on board relays with contacts taken out for field devices. Each relay has unique coil address which is used to force relay on/off. The coil can be made on/off individually or in combination using modbus commands.
OUTPUT	8 channel, 1C/O Relays
DIMENSIONS (mm)	185 (W) x 115 (H) x 80 (D)
ORDER CODE	AS455-101

2. DIGITAL KEY INPUT MODULE



DESCRIPTION	This module has processor that continuously scans the 8 digital key inputs and sends the status of keys to master when read query from master is detected.
INPUT	8 Digital Inputs
DIMENSIONS (mm)	185 (W) x 115 (H) x 80 (D)
ORDER CODE	AS456-101

3. COMBO MODULE



DESCRIPTION	This module comprises both input and output. It has 4 relay outputs and 4 digital key inputs.
INPUT	4 Digital Inputs
OUTPUT	4 channel, 1C/O Relays
DIMENSIONS (mm)	185 (W) x 115 (H) x 80 (D)
ORDER CODE	AS457-101