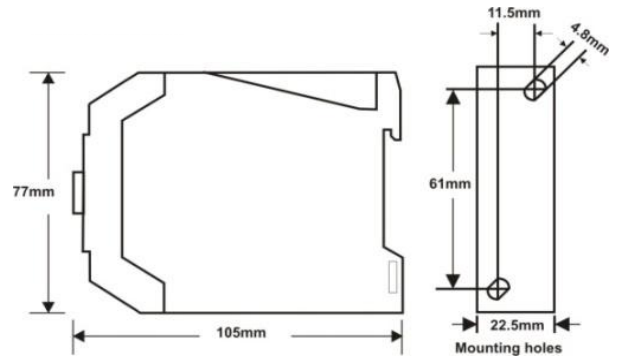


ANALOG TIMER : TACY-10H-U

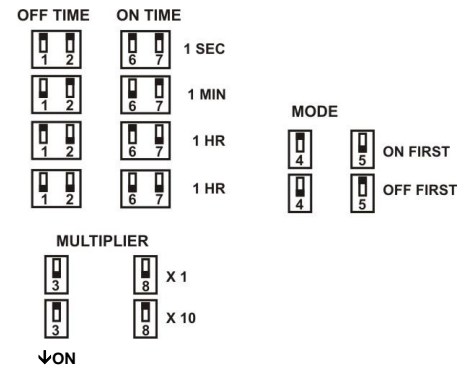


Cyclic, Universal Supply

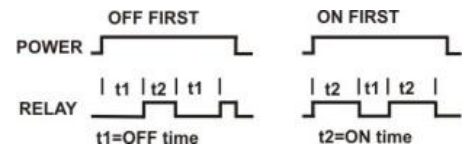
Dimensions

All dimensions in mm

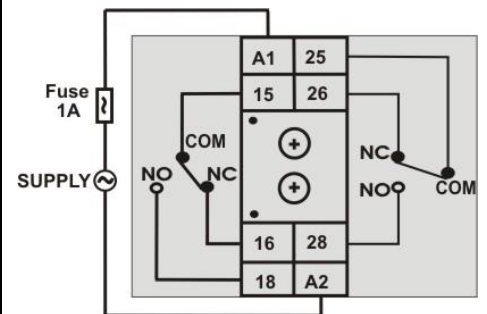
FEATURES	<ul style="list-style-type: none"> Cyclic with unequal ON & OFF Time 6 time ranges Universal Supply Voltage Low Cost High Reliability Compact DIN Rail / Base Mounting 	<p style="text-align: center;">TIME RANGES</p> <p>0 – 1 Sec / Min / Hr (ON Time)</p> <p>0 – 10 Sec / Min / Hr (ON Time)</p> <p>0 – 1 Sec / Min / Hr (OFF Time)</p> <p>0 – 10 Sec / Min / Hr (OFF Time)</p> <p>(switch selectable) (Refer NOTE below)</p>
	OPERATING MODES	Cyclic ON first or OFF first (switch selectable)
INDICATIONS	LED Status Indicator : Power ON , Relay ON	
SUPPLY VOLTAGE	SUPPLY VOLTAGE	20 to 240V AC , 47 – 63Hz or 12 to 240V DC (Refer ordering information below)
	POWER CONSUMPTION	2VA Max
	INRUSH CURRENT	Max. 5A@240V AC for 20ms, 500mA@12VDC
ISOLATION	Supply Terminals – Contacts : 1.5KV, 1min Contact Set1 – Contact Set2 : 1.5KV, 1min	
OUTPUT SPECIFICATION	OUTPUT CONTACT	DPDT (2 C/O)
	CONTACT RATING	5A@230V AC / 24V DC, Resistive
ACCURACY	Setting : ±5% of Full Scale, Repeat : ±0.5% or 50msec of Full Scale.	
RESET	On interruption of power, Reset time < 100msec	
ENDURANCE	POTENTIOMETER	MECHANICAL : 1000 Cycles
	RELAY	MECHANICAL : 10,000,000 ops. Minimum (1800 ops./hr.) ELECTRICAL : 100,000 ops. Minimum (1200 ops./hr.)
AMBIENT CONDITIONS	OPERATING AMBIENT	0-55°C, 85% RH
	STORAGE AMBIENT	-20°C to 85°C
	HUMIDITY	95% RH non condensing
GENERAL SPECIFICATIONS	TERMINATIONS	Screw type, for 2.5mm sq. wire
	MOUNTING	DIN rail / Base Mount
	WEIGHT	120 gms
	PROTECTION LEVEL	IP40 for housing, IP20 for terminals, Finger Safe Terminals
ORDERING INFORMATION	TACY - 10H - U	
	DESIGN NO.	SUPPLY VOLTAGE
	TACY-10H	U : 20 to 240V AC , 47 – 63Hz Or 12 to 240V DC



Switch Settings



Timing Diagram



Terminal Connections

NOTE : If the time setting is altered , it will be effective from next cycle.