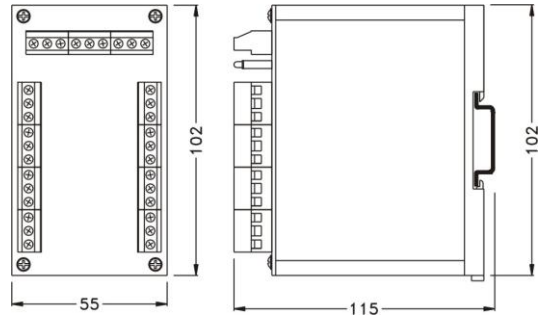

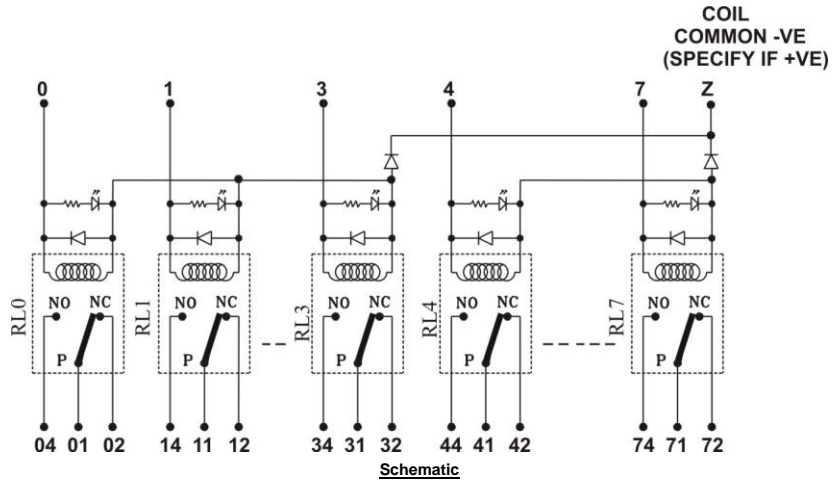


1 C/O RELAY INTERFACE MODULES

1 C/O 8 Channels Space Saver Module

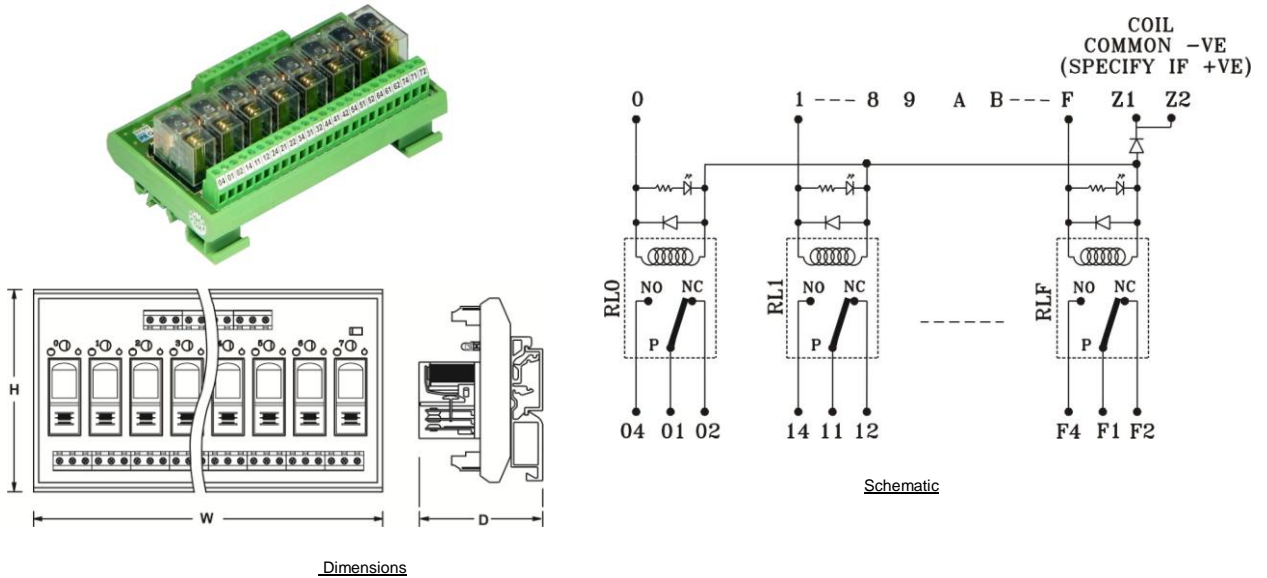


Dimensions (in mm)



FEATURES	LED & Free wheeling diode across coil. Reverse Polarity blocking diode.					
CONTACT CONFIGURATION	1C/O					
NO. OF CHANNELS	8					
RELAY	NOMINAL COIL VOLTAGE	24VDC				
	MUST OPERATE VOLTAGE	20.3VDC				
	MUST RELEASE VOLTAGE	5.9VDC				
	MAX. COIL VOLTAGE	26.4VDC				
	COIL CURRENT PER CHANNEL ⁽¹⁾	25mA				
	OPERATE (SET) TIME	15 ms max.				
	RELEASE (RESET) TIME	20 ms max.				
	ENDURANCE	Electrical : 100,000 operations min. (at 1,800 operations/hr)				
	MAX. OPERATING FREQUENCY	Mechanical : 18,000 operations/hr Electrical : 1,800 operations/hr				
DIELECTRIC STRENGTH	1. Coil to coil (when isolated) : 100VAC , 50/60 Hz for 1 minute 2. Coil to contact : 1.5KVAC , 50/60 Hz for 1 minute 3. Contacts of same polarity : 1KVAC , 50/60 Hz for 1 minute 4. Contacts - channel to channel : 1.5KVC, 50/60 Hz for 1 minute					
CONTACT RATING	RELAY	10A@28VDC/230VAC				
	ON BOARD	5A@28VDC/230VAC				
OPERATING AMBIENT	0~55°C, 85% RH					
STORAGE AMBIENT	-20°C to 85°C					
TERMINATIONS	COIL TERMINATION	Screw type, for 2.5mm sq. wire				
	CONTACT TERMINATION	Screw type, for 2.5mm sq. wire				
MOUNTING	35 mm DIN rail					
ORDERING INFORMATION	AS789 - 24V - N - OE					
	NO. OF RELAYS	DESIGN NO.	COIL VOLTAGE	COIL LOOPING	RELAY MAKE	DIMENSIONS W x H x D (mm)
	8	AS789	24V : 24VDC	N : -Ve LOOPING P : +Ve LOOPING	OE : OEN 58DP	55 x 115 x 102
Note : 1. Current including LED current.						

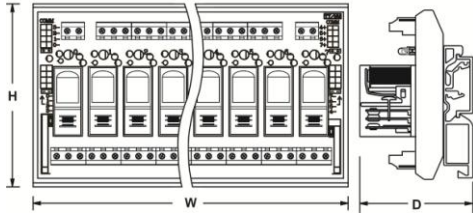
1 C/O Modules With Looped Coils



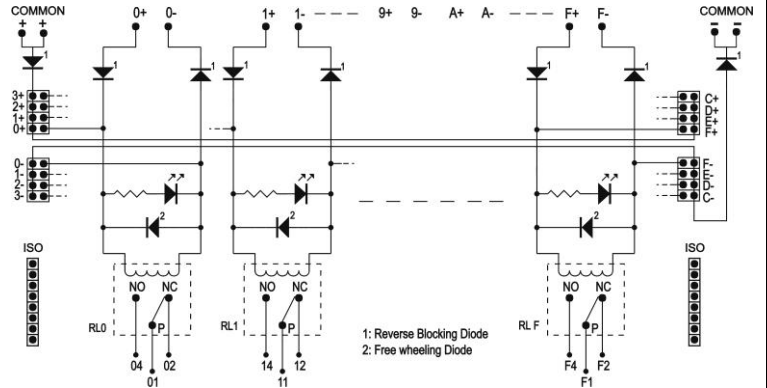
FEATURES	LED & Free wheeling diode across coil Reverse Polarity blocking diode						
CONTACT CONFIGURATION	1C/O						
NO. OF CHANNELS	1, 2, 4, 8, 12, 16						
RELAY	NOMINAL COIL VOLTAGE	5VDC	6VDC	12VDC	24VDC	48VDC	
	MUST OPERATE VOLTAGE	4.7VDC	5.5VDC	10.3VDC	20.3VDC	39.1VDC	
	MUST RELEASE VOLTAGE	1.7VDC	1.9VDC	3.1VDC	5.9VDC	10.3VDC	
	MAX. COIL VOLTAGE	5.5VDC	6.6VDC	13.2 VDC	26.4VDC	52.8VDC	
	COIL CURRENT PER CHANNEL ⁽¹⁾	110mA	95mA	50mA	25mA	15mA	
	OPERATE (SET) TIME	15 ms max.					
	RELEASE (RESET) TIME	20 ms max.					
	ENDURANCE	Electrical : 100,000 operations min. (at 1,800 operations/hr)					
MAX. OPERATING FREQUENCY	Mechanical : 18,000 operations/hr Electrical : 1,800 operations/hr						
DIELECTRIC STRENGTH	1. Coil to coil (when isolated) : 100VAC , 50/60 Hz for 1 minute 2. Coil to contact : 2KVAC , 50/60 Hz for 1 minute 3. Contacts of same polarity : 1KVAC , 50/60 Hz for 1 minute 4. Contacts - channel to channel : 1.5KVDC, 50/60 Hz for 1 minute						
CONTACT RATING	RELAY	10A@28VDC/230VAC					
	ON BOARD	5A@28VDC/230VAC					
OPERATING AMBIENT	0~55°C, 85% RH						
STORAGE AMBIENT	-20°C to 85°C						
TERMINATIONS	COIL TERMINATION	Screw type, for 2.5mm sq. wire					
	CONTACT TERMINATION	Screw type, for 2.5mm sq. wire					
MOUNTING	35 mm DIN rail						
ORDERING INFORMATION	AS351 - 24V - N - S - OE						
	NO. OF RELAYS	DESIGN NO.	COIL VOLTAGE	COIL LOOPING	RELAY SOCKET	RELAY MAKE	
	1	AS351	12V : 12VDC 24V : 24VDC	N : -Ve LOOPING P : +Ve LOOPING	S : WITH SOCKET : SOLDERED	OE : OEN 58DP OL : OMRON G2RL	24 x 80 x 70
	2	AS352					46 x 80 x 70
	4	AS353					68 x 80 x 70
	8	AS355					137 x 80 x 70
	12	AS356					204 x 80 x 70
16	AS357	295 x 80 x 70					
							WEIGHT (MAX)

Note : 1. Current including LED current.

1 C/O Modules With Jumpers for Coil Looping & Reverse Blocking Diodes



Dimensions



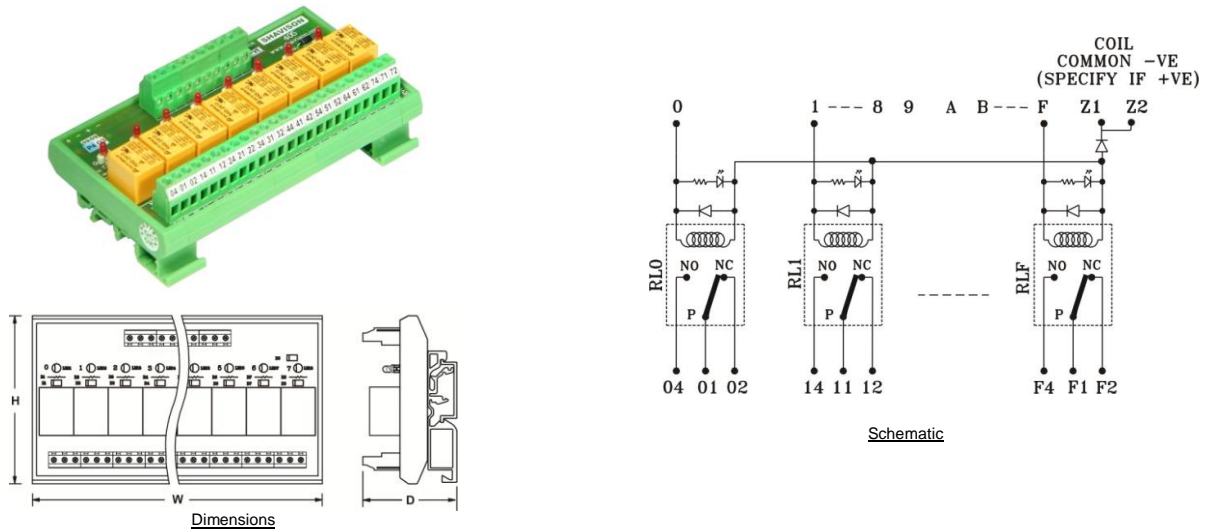
For Negative looping of coils place jumpers at 0-, 1-, 2-, ..., F-.
For Positive looping of coils place jumpers at 0+, 1+, 2+, ..., F+.
For isolated coils place jumpers at ISO (default).

schematic

FEATURES	LED & Free wheeling diode across coil Jumpers for Coil Looping Reverse Polarity blocking diode						
CONTACT CONFIGURATION	1C/O						
NO. OF CHANNELS	1, 2, 4, 8, 12, 16						
RELAY	NOMINAL COIL VOLTAGE	5VDC	6VDC	12VDC	24VDC	48VDC	
	MUST OPERATE VOLTAGE	4.7VDC	5.5VDC	11VDC	21VDC	39.8VDC	
	MUST RELEASE VOLTAGE	1.7VDC	1.9VDC	3.8VDC	6.2VDC	11 VDC	
	MAX. COIL VOLTAGE	5.5VDC	6.6VDC	13.2 VDC	26.4VDC	52.8VDC	
	COIL CURRENT PER CHANNEL ⁽¹⁾	110mA	95mA	50mA	25mA	15mA	
	OPERATE (SET) TIME	15 ms max.					
	RELEASE (RESET) TIME	20 ms max.					
	ENDURANCE	Electrical : 100,000 operations min. (at 1,800 operations/hr)					
	MAX. OPERATING FREQUENCY	Mechanical : 18,000 operations/hr Electrical : 1,800 operations/hr					
DIELECTRIC STRENGTH	1. Coil to coil (when isolated) : 100VAC , 50/60 Hz for 1 minute 2. Coil to contact : 2KVAC , 50/60 Hz for 1 minute 3. Contacts of same polarity : 1KVAC , 50/60 Hz for 1 minute 4. Contacts - channel to channel : 1.5KVC, 50/60 Hz for 1 minute						
CONTACT RATING	RELAY	10A@28VDC/230VAC					
	ON BOARD	5A@28VDC/230VAC					
OPERATING AMBIENT	0-55°C, 85% RH						
STORAGE AMBIENT	-20°C to 85°C						
TERMINATIONS	COIL TERMINATION	Screw type, for 2.5mm sq. wire					
	CONTACT TERMINATION	Screw type, for 2.5mm sq. wire					
MOUNTING	35 mm DIN rail						
ORDERING INFORMATION	AS361 - 24V - S - OE						
	NO. OF RELAYS	DESIGN NO.	COIL VOLTAGE	RELAY SOCKET	RELAY MAKE	DIMENSIONS W x H x D (mm)	WEIGHT (MAX)
	1	AS361	12V : 12VDC 24V : 24VDC	S : WITH SOCKET : SOLDERED	OE : OEN 58DP OL : OMRON G2RL	24 x 80 x 70	70 grams
	2	AS362				46 x 80 x 70	130 grams
	4	AS363				68 x 80 x 70	200 grams
	8	AS365				137 x 80 x 70	350 grams
	12	AS366				204 x 80 x 70	530 grams
	16	AS367				295 x 80 x 70	750 grams

Note : 1. Current including LED current.

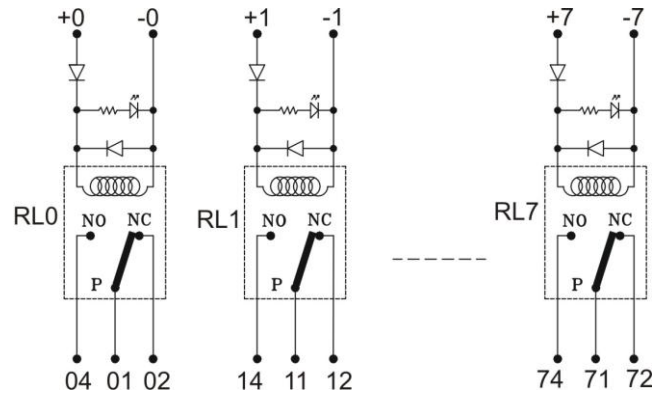
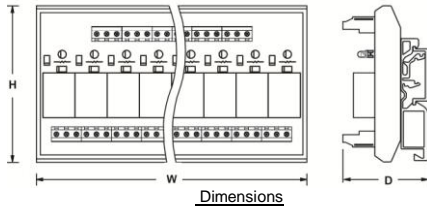
1 C/O Modules With Looped Coils (Sugar cube Relay)



FEATURES	LED & Free wheeling diode across coil Reverse Polarity blocking diode						
CONTACT CONFIGURATION	1C/O						
NO. OF CHANNELS	1, 2, 4, 8, 12, 16						
RELAY	NOMINAL COIL VOLTAGE	5VDC	6VDC	12VDC	24VDC	48VDC	
	MUST OPERATE VOLTAGE	4.7VDC	5.5VDC	10.3VDC	19.9VDC	39.1VDC	
	MUST RELEASE VOLTAGE	1.7VDC	1.9VDC	3.1VDC	5.5VDC	10.3VDC	
	MAX. COIL VOLTAGE	5.5VDC	6.6VDC	13.2 VDC	26.4VDC	52.8VDC	
	COIL CURRENT PER CHANNEL ⁽¹⁾	110mA	95mA	50mA	25mA	15mA	
	OPERATE (SET) TIME	15 ms max.					
	RELEASE (RESET) TIME	20 ms max.					
	ENDURANCE	Electrical : 100,000 operations min. (at 1,800 operations/hr)					
	MAX. OPERATING FREQUENCY	Mechanical : 18,000 operations/hr Electrical : 1,800 operations/hr					
DIELECTRIC STRENGTH	1. Coil to coil (when isolated) : 100VAC , 50/60 Hz for 1 minute 2. Coil to contact : 2KVAC , 50/60 Hz for 1 minute 3. Contacts of same polarity : 1KVAC , 50/60 Hz for 1 minute 4. Contacts - channel to channel : 1.5KVC, 50/60 Hz for 1 minute						
CONTACT RATING	RELAY	10A@24VDC/120VAC, 7A@230VAC					
	ON BOARD	5A@24VDC/230VAC					
OPERATING AMBIENT	0~55°C, 85% RH						
STORAGE AMBIENT	-20°C to 85°C						
TERMINATIONS	COIL TERMINATION	Screw type, for 2.5mm sq. wire					
	CONTACT TERMINATION	Screw type, for 2.5mm sq. wire					
MOUNTING	35 mm DIN rail						
ORDERING INFORMATION	AS401 - 24V - N - SH						
	NO. OF RELAYS	DESIGN NO.	COIL VOLTAGE	COIL LOOPING	RELAY MAKE	DIMENSIONS W x H x D (mm)	WEIGHT (MAX)
	1	AS401	12V : 12VDC 24V : 24VDC	N : -Ve LOOPING P : +Ve LOOPING	SH : SUNHOLD OE : OEN 61DP	24 x 80 x 70	60 grams
	2	AS402				46 x 80 x 70	90 grams
	4	AS403				68 x 80 x 70	150 grams
	8	AS405				137 x 80 x 70	270 grams
	12	AS406				204 x 80 x 70	410 grams
	16	AS407				295 x 80 x 70	560 grams

Note : 1. Current including LED current.

1 C/O Modules With Isolated Coils (Sugar cube Relay)

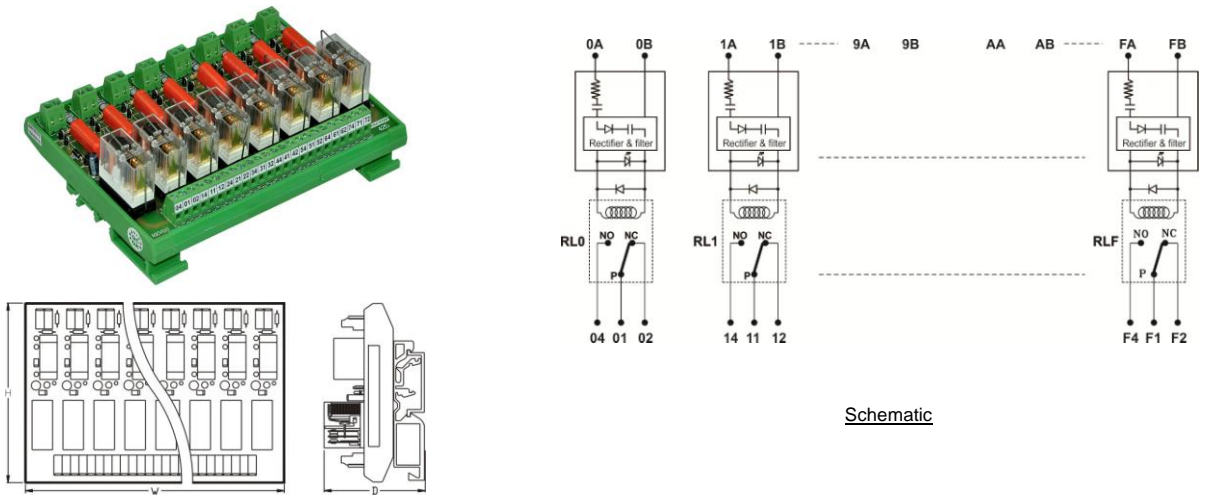


Schematic

FEATURES	LED & Free wheeling diode across coil Reverse Polarity blocking diode					
CONTACT CONFIGURATION	1C/O					
NO. OF CHANNELS	1, 2, 4, 8, 12, 16					
RELAY	NOMINAL COIL VOLTAGE	5VDC	6VDC	12VDC	24VDC	48VDC
	MUST OPERATE VOLTAGE	4.7VDC	5.5VDC	10.3VDC	19.9VDC	39.1VDC
	MUST RELEASE VOLTAGE	1.7VDC	1.9VDC	3.1VDC	5.5VDC	10.3VDC
	MAX. COIL VOLTAGE	5.5VDC	6.6VDC	13.2 VDC	26.4VDC	52.8VDC
	COIL CURRENT PER CHANNEL ⁽¹⁾	110mA	95mA	50mA	25mA	15mA
	OPERATE (SET) TIME	15 ms max.				
	RELEASE (RESET) TIME	20 ms max.				
	ENDURANCE	Electrical : 100,000 operations min. (at 1,800 operations/hr)				
	MAX. OPERATING FREQUENCY	Mechanical : 18,000 operations/hr Electrical : 1,800 operations/hr				
DIELECTRIC STRENGTH	1. Coil to coil (when isolated) : 100VAC , 50/60 Hz for 1 minute 2. Coil to contact : 2KVAC , 50/60 Hz for 1 minute 3. Contacts of same polarity : 1KVAC , 50/60 Hz for 1 minute 4. Contacts - channel to channel : 1.5KVC, 50/60 Hz for 1 minute					
CONTACT RATING	RELAY	10A@24VDC/120VAC, 7A@230VAC				
	ON BOARD	5A@24VDC/230VAC				
OPERATING AMBIENT	0-55°C, 85% RH					
STORAGE AMBIENT	-20°C to 85°C					
TERMINATIONS	COIL TERMINATION	Screw type, for 2.5mm sq. wire				
	CONTACT TERMINATION	Screw type, for 2.5mm sq. wire				
MOUNTING	35 mm DIN rail					
ORDERING INFORMATION	AS411, -24V, -SH					
	NO. OF RELAYS	DESIGN NO.	COIL VOLTAGE	RELAY MAKE	DIMENSIONS W x H x D (mm)	WEIGHT (MAX)
	1	AS411	12V : 12VDC 24V : 24VDC	SH : SUNHOLD OE : OEN 61DP	24 x 80 x 70	60 grams
	2	AS412			46 x 80 x 70	90 grams
	4	AS413			68 x 80 x 70	150 grams
	8	AS415			137 x 80 x 70	270 grams
	12	AS416			204 x 80 x 70	410 grams
16	AS417	295 x 80 x 70			560 grams	
APPLICATION	1. Interfacing of PLC I/Os to field sensors & actuators. 2. Interlocking Relay Logic.					

Note : 1. Current including LED current.

1 C/O Modules With High Voltage Isolated Coils



Schematic

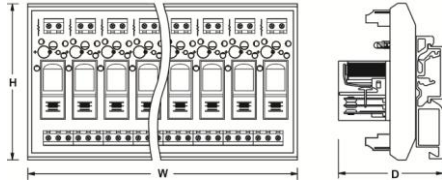

Dimensions

FEATURES	LED & Free wheeling diode across coil					
CONTACT CONFIGURATION	1C/O					
NO. OF CHANNELS	1, 2, 4, 6, 8					
RELAY	NOMINAL COIL VOLTAGE⁽¹⁾	48VDC	110VDC	110VAC	230VAC	
	MUST OPERATE VOLTAGE	40VDC	90VDC	99VAC	207VAC	
	MUST RELEASE VOLTAGE	10VDC	20VDC	20VAC	45VAC	
	MAX. COIL VOLTAGE	55VDC	130VDC	130VAC	270VAC	
	COIL CURRENT PER CHANNEL⁽²⁾	25mA	25mA	25mA	25mA	
	OPERATE (SET) TIME	15 ms max.				
	RELEASE (RESET) TIME	20 ms max.				
	ENDURANCE	Electrical : 100,000 operations min. (at 1,800 operations/hr)				
	MAX. OPERATING FREQUENCY	Mechanical : 18,000 operations/hr Electrical : 1,800 operations/hr				
DIELECTRIC STRENGTH	1. Coil to coil (when isolated) : 100VAC , 50/60 Hz for 1 minute 2. Coil to contact : 2KVAC , 50/60 Hz for 1 minute 3. Contacts of same polarity : 1KVAC , 50/60 Hz for 1 minute 4. Contacts - channel to channel : 1.5KVC, 50/60 Hz for 1 minute					
CONTACT RATING	RELAY	10A@28VDC/230VAC				
	ON BOARD	5A@28VDC/230VAC				
OPERATING AMBIENT	0-55°C, 85% RH					
STORAGE AMBIENT	-20°C to 85°C					
TERMINATIONS	COIL TERMINATION	Screw type, for 2.5mm sq. wire				
	CONTACT TERMINATION	Screw type, for 2.5mm sq. wire				
MOUNTING	35 mm DIN rail					

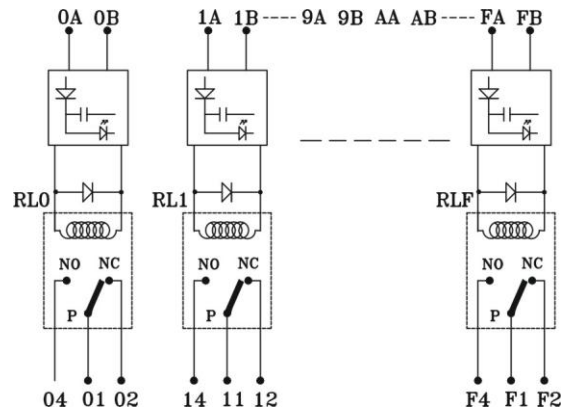
ORDERING INFORMATION	AS421,-230VAC,-S,-OE					
	NO. OF RELAYS	DESIGN NO.	COIL VOLTAGE⁽¹⁾	RELAY SOCKET	RELAY MAKE	DIMENSIONS W x H x D (mm)
	1	AS421	DC VOLTAGE 48VDC : 48VDC 110VDC : 110VDC AC VOLTAGE 110VAC : 110VAC 230VAC : 230VAC	S : WITH SOCKET : SOLDERED	OE : OEN 58DP OL : OMRON G2RL	24 x 115 x 70
	2	AS422				90
	4	AS423				140
	6	AS424				250
	8	AS425				350
	12	AS426				500
	16	AS427				750
		1000				

Note : 1. These modules are with basic relay of 24VDC coil along with suitable voltage converter.
2. Current including LED current.

1 C/O Modules With 24VAC Isolated coils



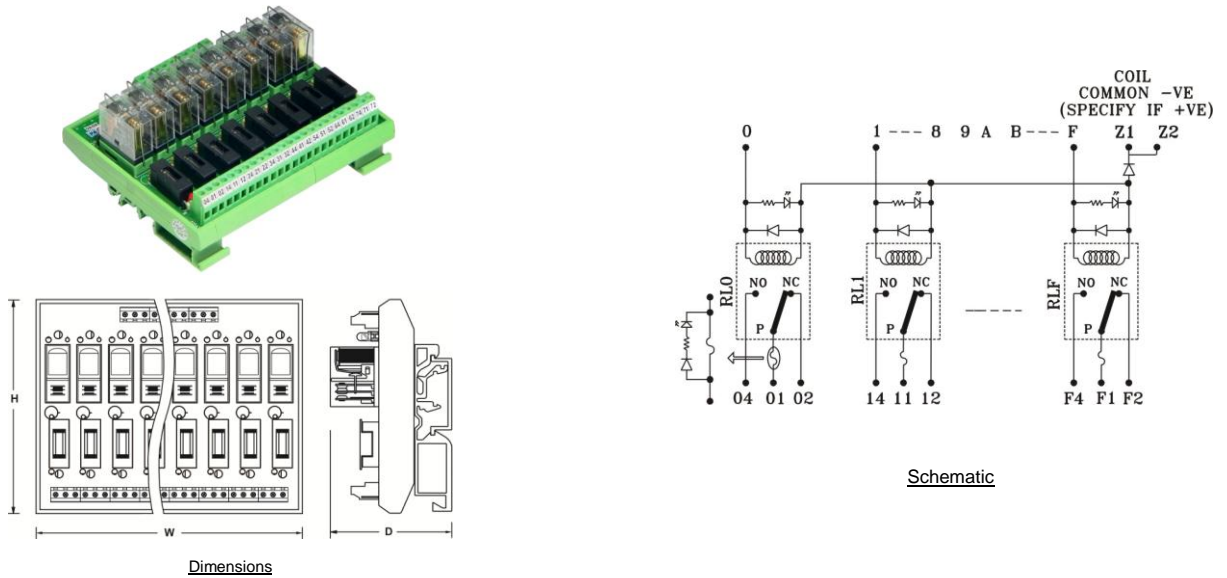
Dimensions



FEATURES	LED & Free wheeling diode across coil					
CONTACT CONFIGURATION	1C/O					
NO. OF CHANNELS	1, 2, 4, 6, 8					
RELAY	NOMINAL COIL VOLTAGE⁽¹⁾	24VAC				
	MUST OPERATE VOLTAGE	19.2VAC				
	MUST RELEASE VOLTAGE	4.8VAC				
	MAX. COIL VOLTAGE	26.4VAC				
	COIL CURRENT PER CHANNEL⁽²⁾	25mA				
	OPERATE (SET) TIME	15 ms max.				
	RELEASE (RESET) TIME	20 ms max.				
	ENDURANCE	Electrical : 100,000 operations min. (at 1,800 operations/hr)				
	MAX. OPERATING FREQUENCY	Mechanical : 18,000 operations/hr Electrical : 1,800 operations/hr				
DIELECTRIC STRENGTH	1. Coil to coil (when isolated) : 100VAC , 50/60 Hz for 1 minute 2. Coil to contact : 2KVAC , 50/60 Hz for 1 minute 3. Contacts of same polarity : 1KVAC , 50/60 Hz for 1 minute 4. Contacts - channel to channel : 1.5KVAC, 50/60 Hz for 1 minute					
CONTACT RATING	RELAY	10A@28VDC/230VAC				
	ON BOARD	5A@28VDC/230VAC				
OPERATING AMBIENT	0~55°C, 85% RH					
STORAGE AMBIENT	-20°C to 85°C					
TERMINATIONS	COIL TERMINATION	Screw type, for 2.5mm sq. wire				
	CONTACT TERMINATION	Screw type, for 2.5mm sq. wire				
MOUNTING	35 mm DIN rail					
ORDERING INFORMATION	AS621 - 24VAC - S - OE					
	NO. OF RELAYS	DESIGN NO.	COIL VOLTAGE⁽¹⁾	RELAY SOCKET	RELAY MAKE	DIMENSIONS W x H x D (mm)
	1	AS621	24VAC : 24VAC	S : WITH SOCKET : SOLDERED	OE : OEN 58DP OL : OMRON G2RL	24 x 80 x 70
	2	AS622				46 x 80 x 70
	4	AS623				91 x 80 x 70
	6	AS624				113 x 80 x 70
	8	AS625				137 x 80 x 70
WEIGHT (MAX)						
						70 grams
						120 grams
						200 grams
						280 grams
						350 grams

Note : 1. These modules are with basic relay of 24VDC coil along with suitable voltage converter.
2. Current including LED current.

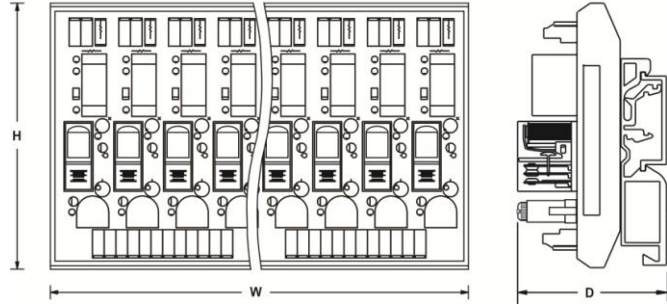

1 C/O Modules With Fuse at Poles, Looped coils



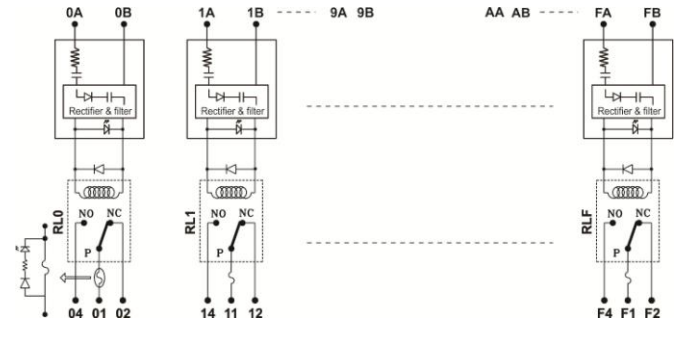
FEATURES	LED & Free wheeling diode across coil Reverse Polarity blocking diode								
CONTACT CONFIGURATION	1C/O								
NO. OF CHANNELS	1, 2, 4, 6, 8, 12, 16								
RELAY	NOMINAL COIL VOLTAGE	5VDC	6VDC	12VDC	24VDC	48VDC			
	MUST OPERATE VOLTAGE	4.7VDC	5.5VDC	10.3VDC	20.3VDC	39.1VDC			
	MUST RELEASE VOLTAGE	1.7VDC	1.9VDC	3.1VDC	5.9VDC	10.3VDC			
	MAX. COIL VOLTAGE	5.5VDC	6.6VDC	13.2 VDC	26.4VDC	52.8VDC			
	COIL CURRENT PER CHANNEL ⁽¹⁾	110mA	95mA	50mA	25mA	15mA			
	OPERATE (SET) TIME	15 ms max.							
	RELEASE (RESET) TIME	20 ms max.							
	ENDURANCE	Electrical : 100,000 operations min. (at 1,800 operations/hr)							
	MAX. OPERATING FREQUENCY	Mechanical : 18,000 operations/hr Electrical : 1,800 operations/hr							
DIELECTRIC STRENGTH	1. Coil to coil (when isolated) : 100VAC , 50/60 Hz for 1 minute 2. Coil to contact : 2KVAC , 50/60 Hz for 1 minute 3. Contacts of same polarity : 1KVAC , 50/60 Hz for 1 minute 4. Contacts - channel to channel : 1.5KVAC, 50/60 Hz for 1 minute								
CONTACT RATING	RELAY	10A@28VDC/230VAC							
	ON BOARD	5A@28VDC/230VAC							
OPERATING AMBIENT	0-55°C, 85% RH								
STORAGE AMBIENT	-20°C to 85°C								
TERMINATIONS	COIL TERMINATION	Screw type, for 2.5mm sq. wire							
	CONTACT TERMINATION	Screw type, for 2.5mm sq. wire							
MOUNTING	35 mm DIN rail								
ORDERING INFORMATION	AS501 - 24V - N - S - OE - 24VDC-2A								
	NO. OF RELAYS	DESIGN NO.	COIL VOLTAGE	COIL LOOPING	RELAY SOCKET	RELAY MAKE	CONTACT RATING	DIMENSIONS W x H x D (mm)	WEIGHT (MAX)
	1	AS501	12V : 12VDC 24V : 24VDC	N : -Ve P : +Ve	S : WITH SOCKET : SOLDERED	OE : OEN 58DP OL : OMRON G2RL	24VDC: 2A 24VDC : 5A 230VAC : 2A 230VAC : 5A	24 x 115 x 70	80 grams
	2	AS502						46 x 115 x 70	120 grams
	4	AS503						68 x 115 x 70	230 grams
	6	AS504						113 x 115 x 70	320 grams
	8	AS505						137 x 115 x 70	400 grams
	12	AS506						204 x 115 x 70	620 grams
	16	AS507						295 x 115 x 70	830 grams

Note : 1. Current including LED current.

1 C/O Modules With High voltage isolated coils and Fuse at Poles



Dimensions



Schematic

FEATURES	LED across coil Fuse at pole & fuse fail indication					
CONTACT CONFIGURATION	1C/O					
NO. OF CHANNELS	1, 2, 4, 6, 8, 12, 16					
RELAY	NOMINAL COIL VOLTAGE	48VDC	110VDC	110VAC	230VAC	
	MUST OPERATE VOLTAGE	40VDC	90VDC	99VAC	207VAC	
	MUST RELEASE VOLTAGE	10VDC	20VDC	20VAC	45VAC	
	MAX. COIL VOLTAGE	55VDC	130VDC	130VAC	270VAC	
	COIL CURRENT PER CHANNEL ⁽¹⁾	25mA	25mA	25mA	25mA	
	OPERATE (SET) TIME	15ms max.				
	RELEASE (RESET) TIME	20ms max.				
	ENDURANCE	Electrical: 100,000 operations min. (at 1,800 operations/hr)				
DIELECTRIC STRENGTH	1. Coil to coil (when isolated): 1.5KVC, 50/60 Hz for 1 minute					
	2. Coil to contact: 2KVAC, 50/60 Hz for 1 minute					
	3. Contacts of same polarity: 1KVAC, 50/60 Hz for 1 minute					
	4. Contacts - channel to channel: 1.5KVC, 50/60 Hz for 1 minute					
CONTACT RATING	RELAY	10A@28VDC/230VAC				
	ON BOARD	5A@28VDC/230VAC				
OPERATING AMBIENT	0-55°C, 85% RH					
STORAGE AMBIENT	-20°C to 85°C					
TERMINATIONS	COIL TERMINATION	Screw type, for 2.5mm sq. wire				
	CONTACT TERMINATION	Screw type, for 2.5mm sq. wire				
MOUNTING	35 mm DIN rail					

ORDERING INFORMATION	AS801 - 110VAC - S - OE - 230VAC - 2A							
	NO. OF RELAYS	DESIGN NO.	COIL VOLTAGE	RELAY SOCKET	RELAY MAKE	CONTACT RATING	DIMENSIONS W x H x D (mm)	WEIGHT (MAX)
	1	AS801	DC VOLTAGE 48VDC: 48VDC 110VDC: 110VDC	S : WITH SOCKET : SOLDERED	OE : OEN 58DP OL : OMRON G2RL	24VDC: 2A 24VDC: 5A 230VAC: 2A 230VAC: 5A	20 X 108 X 70	70 grams
	2	AS802					42.5 X 108 X 70	140 grams
	4	AS803	87.5 X 108 X 70				280 grams	
	6	AS804	Consult us					
	8	AS805	177.5 X 108 X 70				550 grams	
	12	AS806	Consult us					
16	AS807	Consult us						

Note : 1. These modules are with basic relay of 24VDC coil along with suitable voltage converter.
2. Current including LED current.

