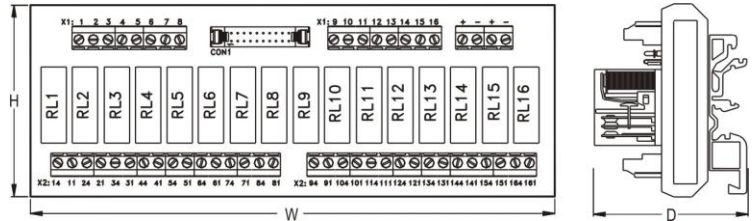

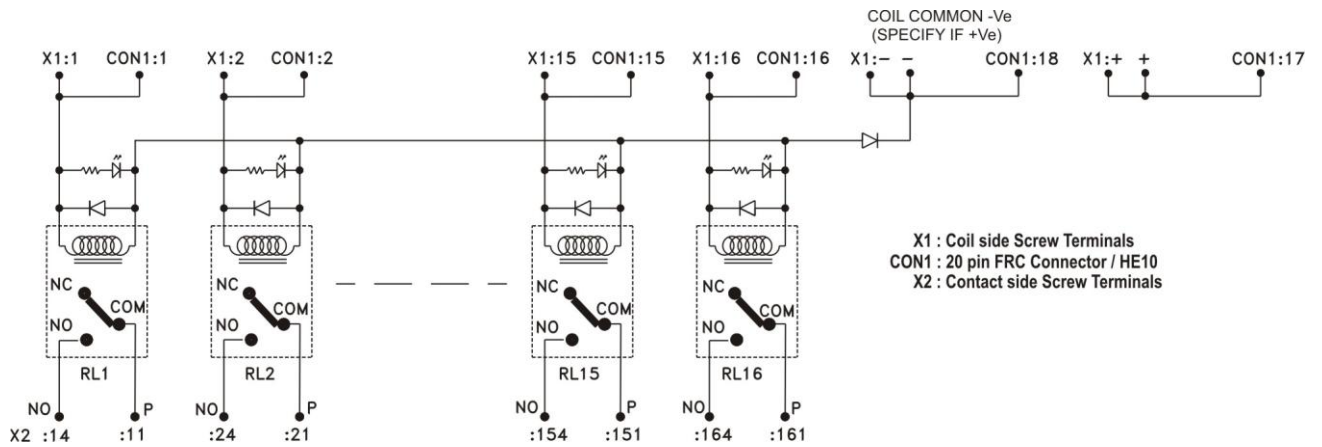


1 N/O Relay Module With Coil Connection Through FRC / HE10



Dimensions



Schematic

| | | | | | | | |
|---------------------------------|--|--|------------------------------------|-------------------------------|--|-------------------|----------------------------------|
| FEATURES | <ul style="list-style-type: none"> LED & Free wheeling diode across coil. Reverse Polarity blocking diode. | <ul style="list-style-type: none"> Coil connection through FRC connector. | | | | | |
| CONTACT CONFIGURATION | 1N/O | | | | | | |
| NO. OF CHANNELS | 16 | | | | | | |
| RELAY | NOMINAL COIL VOLTAGE | 5VDC | 6VDC | 12VDC | 24VDC | 48VDC | |
| | MUST OPERATE VOLTAGE | 4.7VDC | 5.5VDC | 9.6VDC | 19.2VDC | 39.1VDC | |
| | MUST RELEASE VOLTAGE | 1.7VDC | 1.9VDC | 2.4VDC | 4.8VDC | 10.3VDC | |
| | MAX. COIL VOLTAGE | 5.5VDC | 6.6VDC | 13.2VDC | 26.4VDC | 52.8VDC | |
| | COIL CURRENT PER CHANNEL ⁽¹⁾ | 110mA | 95mA | 50mA | 25mA | 15mA | |
| | OPERATE (SET) TIME | 15ms max. | | RELEASE (RESET) TIME | | 20ms max. | |
| | ENDURANCE | Mechanical : 20,000,000 operations min. (at 1,800 operations/hr) Electrical : 100,000 operations min. (at 1,800 operations/hr under rated load) | | | | | |
| MAX. OPERATING FREQUENCY | Mechanical : 18,000 operations/hr Electrical : 1,800 operations/hr | | | | | | |
| DIELECTRIC STRENGTH | 1. Coil to contact : 1.5KVAC , 50/60 Hz for 1 minute 2. Contacts of same polarity : 1KVAC , 50/60 Hz for 1 minute 3. Contacts - channel to channel : 1.5KVAC , 50/60 Hz for 1 minute | | | | | | |
| CONTACT RATING | RELAY | 10A@28VDC/230VAC | ON BOARD | | 5A@28VDC/230VAC | | |
| OPERATING AMBIENT | 0~55°C, 85% RH | | | | | | |
| STORAGE AMBIENT | -20°C to 85°C | | | | | | |
| TERMINATIONS | COIL SIDE | 1. Screw type, for 2.5mm sq. wire 2. FRC Connector, 20 pin Male Straight / HE10 | | | | | |
| | CONTACT SIDE | Screw type, for 2.5mm sq. wire | | | | | |
| MOUNTING | 35 mm DIN rail | | | | | | |
| ORDERING INFORMATION | AS334, -24V, -N, -S, -OE | | | | | | |
| | NO. OF RELAYS | DESIGN NO. | COIL VOLTAGE | COIL LOOPING | RELAY SOCKET | RELAY MAKE | DIMENSIONS W x H x D (mm) |
| 16 | AS334 | 5V : 5VDC 6V : 6VDC 12V : 12VDC 24V : 24VDC 48V : 48VDC | N : -Ve LOOPING P : +Ve LOOPING | S : WITH SOCKET : SOLDERED | OM : OMRON G2R OE : OEN 58DP OL : OMRON G2RL | 228 x 80 x 70 | 650 grams |

Note : 1. Current including LED current.