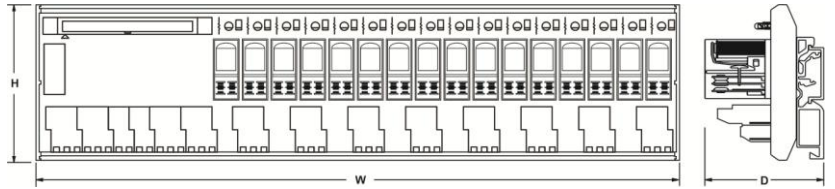

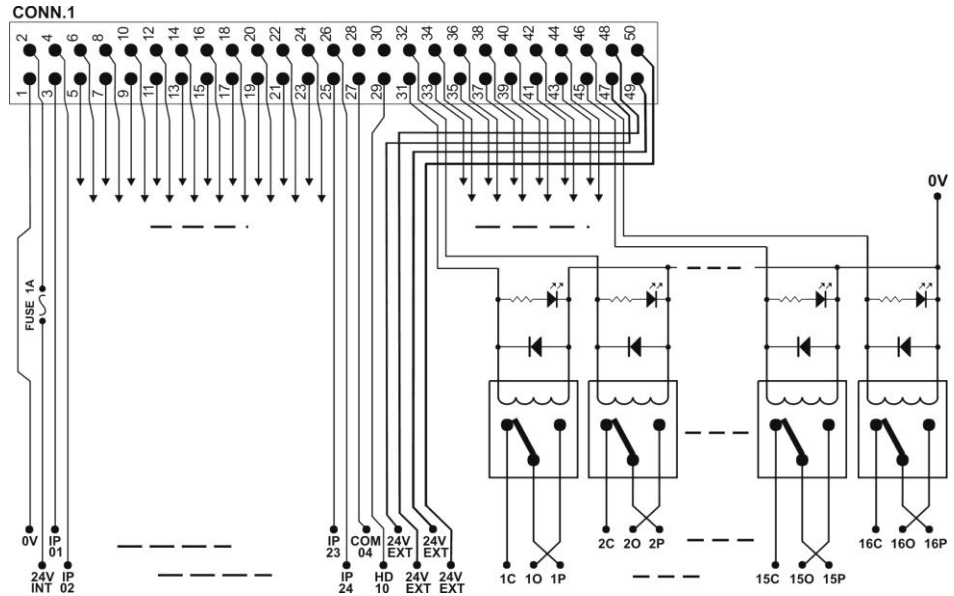


CNC SPECIFIC RELAY MODULE



Dimensions

PIN ASSIGNMENT SCHEMATIC ⁽¹⁾



FEATURES

LED & Free wheeling diode across coil.

INPUT

24 Inputs, 24VDC each

OUTPUT

16 channels, 1C/O Relays

RELAY

NOMINAL COIL VOLTAGE	24VDC	MAX. COIL VOLTAGE	26.4VDC
MUST OPERATE VOLTAGE	19.2VDC	MUST RELEASE VOLTAGE	4.8VDC
OPERATE (SET) TIME	15ms max.	RELEASE (RESET) TIME	20ms max.
ENDURANCE	Mechanical : 20,000,000 operations min. Electrical : 100,000 operations min. (at 1,800 operations/hr)	MAX. OPERATING FREQUENCY	Mechanical : 18,000 operations/hr Electrical : 1,800 operations/hr
COIL CURRENT PER CHANNEL ⁽²⁾	25mA		

DIELECTRIC STRENGTH

1. Coil to contact : 1.5KVAC , 50/60 Hz for 1 minute
2. Contacts of same polarity : 1KVAC , 50/60 Hz for 1 minute
3. Contacts - channel to channel : 1.5KVAC, 50/60 Hz for 1 minute

CONTACT RATING

RELAY	10A@28VDC/230VAC
ON BOARD	5A@28VDC/230VAC

OPERATING AMBIENT

0-55°C, 85% RH

STORAGE AMBIENT

-20°C to 85°C

TERMINATIONS

COIL TERMINATION	50Pin Male FRC Connector	CONTACT TERMINATION	Screw type, for 2.5mm sq. wire
-------------------------	--------------------------	----------------------------	--------------------------------

MOUNTING

35 mm DIN rail

ORDERING INFORMATION

AS717-S-OE				
DESIGN NO.	RELAY SOCKET	RELAY MAKE	DIMENSIONS W x H x D (mm)	WEIGHT (MAX)
AS717	S : WITH SOCKET : SOLDERED	OE : OEN 58DP OL : OMRON G2RL	315 x 80 x 70	500 grams

Note : 1. The 24VDC for digital outputs must be connected to all 4 pins 47,48,49,50.
2. Current including LED current.