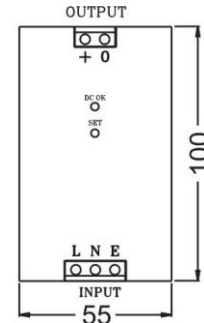
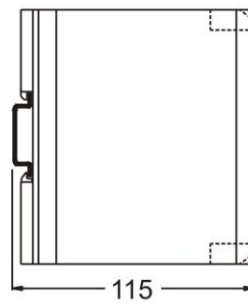


60W SMPS SINGLE OUTPUT



All dimensions in mm

FEATURES	<ul style="list-style-type: none"> Single Phase Input Built In Transient protector & EMI filter Protection against short circuit, overload & overvoltage Low ripple & noise Cooling by free air convection 	<ul style="list-style-type: none"> Power OK indication, terminations, output set control & rating details on front 100% full load burn in tested Low cost High reliability Compact
ISOLATION	Input – Output : 3KVAC, 1 minute Input – Earth : 2KVAC, 1 minute Output – Earth : 0.5KVAC, 1 minute	
EFFICIENCY	80 ~ 85% with input 230VAC & full load at output.	
OUTPUT VOLTAGE ADJUSTMENT	+/- 10% of nominal output voltage	
OVERLOAD PROTECTION	105% ~ 130% of rated load	
LINE & LOAD REGULATION	Better than 0.5%	
HOLD UP TIME	> 20ms at rated input voltage and load (Refer Fig.4)	
OPERATING AMBIENT	0 ~ 50°C, 95% RH	
STORAGE AMBIENT	-20°C to 85°C	
SAFETY STANDARD	IS 13252(Part 1):2010/IEC 60950-1:2005	
EMC STANDARD	Design refers to EN55022, EN55024	
APPROVAL / MARK	CE & BIS MARKED	
TERMINATIONS	Screw type, for 2.5mm sq. wire	
MOUNTING	35 mm DIN rail	
WEIGHT	400 grams	

ORDERING INFORMATION	230VAC/DC INPUT		UNIVERSAL INPUT		OUTPUT	RIPPLE & NOISE	OVERVOLTAGE PROTECTION				
	INPUT VOLTAGE	AC	DC	AC				DC			
	NOMINAL INPUT	230V	230V	230V				230V			
	INPUT RANGE	185 ~ 270V	200 ~ 360V	100 ~ 270V				110 ~ 360V			
	INPUT FREQUENCY	47 ~ 63Hz	—	47 ~ 63Hz				—			
	INPUT CURRENT (max)	1A @230V	0.35A @230V	2A @110V				0.70A @230V			
	INRUSH CURRENT	32A @230V	23A @230V	32A @230V				23A @230V			
ORDER CODE	G41-60-05		G48-60-05		05V : 8.0A	< 100mV	< 7V				
	G41-60-12		G48-60-12		12V : 5.0A	< 120mV	< 16V				
	G41-60-15		G48-60-15		15V : 4.0A	< 150mV	< 20V				
	G41-60-19		G48-60-19		19V : 3.1A	< 190mV	< 24V				
	G41-60-24		G48-60-24		24V : 2.5A	< 240mV	< 30V				
	G41-60-28		G48-60-28		28V : 2.1A	< 280mV	< 35V				
	G41-60-36		G48-60-36		36V : 1.6A	< 360mV	< 45V				
	G41-60-48		G48-60-48		48V : 1.25A	< 480mV	< 63V				

Note : 1. All parameters measured at nominal input, rated load and 25°C of ambient temperature unless otherwise specified.
 2. Ripple & noise are measured at 20MHz of bandwidth by using a 12" twisted pair-wire terminated with a 0.1µf & 100µf parallel capacitor.
 3. The power supply is intended to be installed as a component inside the enclosure of final equipment. The final equipment must be re-confirmed that it still meets the EMC directives.
 4. These units are designed for mounting on horizontal DIN rail. Ensure clearance of minimum 35mm from adjacent components for proper ventilation.

Derating

Ambient temperature Vs Load current

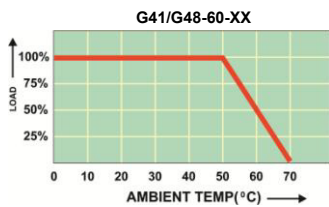


FIG.1

Output Characteristics

Input voltage Vs Load current

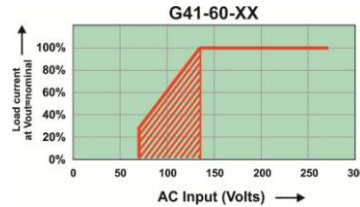


FIG.2

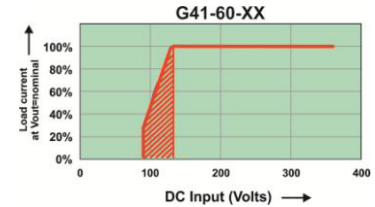


FIG.3

Brown-Out Sustainability

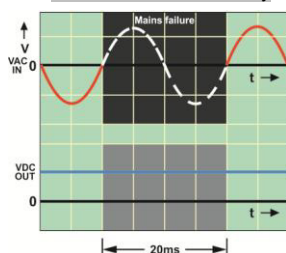


FIG.4

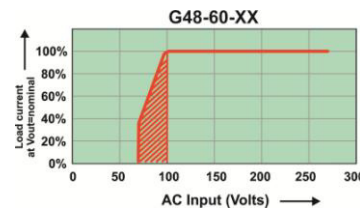


FIG.5

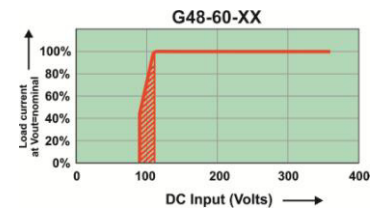


FIG.6